



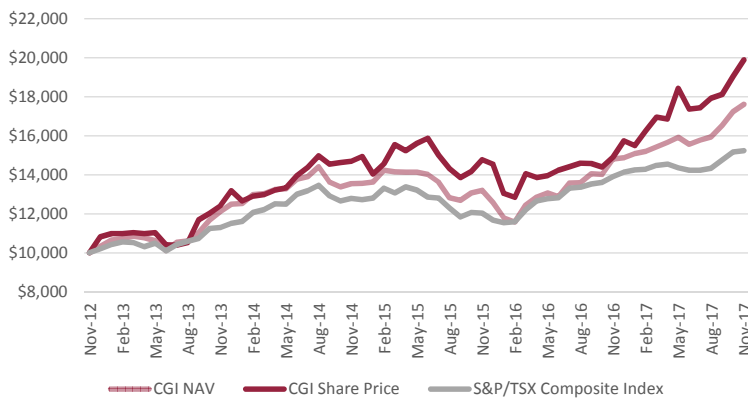
Canadian General Investments, Limited (CGI or the Company) is domiciled in Canada and incorporated under the laws of Ontario, Canada. CGI is a closed-end equity fund focussed on medium- to long-term investments in Canadian corporations. The Company's common shares are publicly listed and trade on the Toronto Stock Exchange and the London Stock Exchange (symbol CGI).

PORTFOLIO ANALYSIS

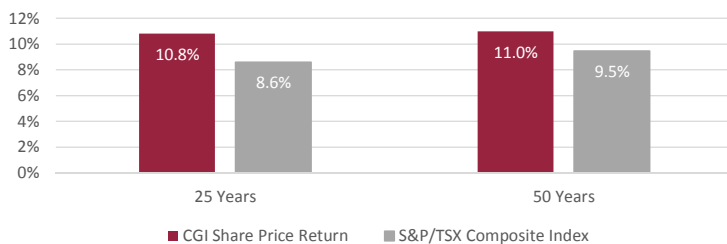
Top 10 Holdings

	Sector	% of Portfolio
Dollarama Inc.	Consumer Discretionary	6.3%
NVIDIA Corporation	Information Technology	4.7%
Franco-Nevada Corporation	Materials	4.0%
Air Canada	Industrials	3.4%
Bank of Montreal	Financials	3.3%
First Quantum Minerals Ltd.	Materials	3.2%
Amazon.com, Inc.	Consumer Discretionary	3.2%
Canadian Pacific Railway Limited	Industrials	3.1%
Shopify Inc.	Information Technology	3.0%
Royal Bank of Canada	Financials	3.0%
		37.2%

Relative Performance - 5 Years - Total Return, with dividends reinvested



Long-Term Results - Total Return (as at December 31, 2016)



FUND PERFORMANCE

Performance*	1 Month	3 Months	1 Year	3 Years	5 Years	10 years					
Share Price	4.5%	11.0%	33.6%	10.6%	14.8%	2.6%					
NAV	2.2%	10.5%	19.0%	9.2%	12.0%	3.6%					
S&P/TSX Composite Index	0.5%	6.4%	9.6%	6.0%	8.8%	4.7%					
Rolling 12 Month Performance*	Nov 2017	Nov 2016	Nov 2015	Nov 2014	Nov 2013	Nov 2012	Nov 2011	Nov 2010	Nov 2009	Nov 2008	
Share Price	33.6%	0.8%	0.5%	18.4%	24.2%	1.8%	-10.0%	29.4%	59.7%	-65.7%	
NAV	19.0%	12.2%	-2.5%	11.8%	21.2%	6.4%	-6.7%	31.1%	39.1%	-55.3%	
S&P/TSX Composite Index	9.6%	15.5%	-5.8%	13.3%	12.9%	3.4%	-3.3%	16.3%	27.8%	-30.3%	

* Total Return, with dividends reinvested.

Benchmark of S&P/TSX Composite Index: This is an index of the equity prices of the largest companies listed on the Toronto Stock Exchange (TSX) and is comprised of about 70% of market capitalization for all Canadian-based companies listed on the TSX. Index returns cited are on a total return basis (including reinvestment of distributions).

FUND DETAILS

Investment Objective

It strives, through prudent security selection, timely recognition of capital gains/losses and appropriate income generating instruments, to provide better than average returns to investors.

Portfolio Manager	D. Greg Eckel Morgan Meighen & Associates
Board of Directors	James F. Billett A. Michelle Lally Jonathan A. Morgan Vanessa L. Morgan R. Neil Raymond Michael A. Smedley Richard O'C. Whittall

Year End	December 31
Inception	1930
TSX and LSE Symbol	CGI
ISIN	CA1358251074
Benchmark	S&P/TSX Composite Index
Dividend Payable	Quarterly (Mar, Jun, Sep, Dec) & potential year-end special
U.K. Sponsoring Broker	Stockdale Securities Limited

Company Statistics

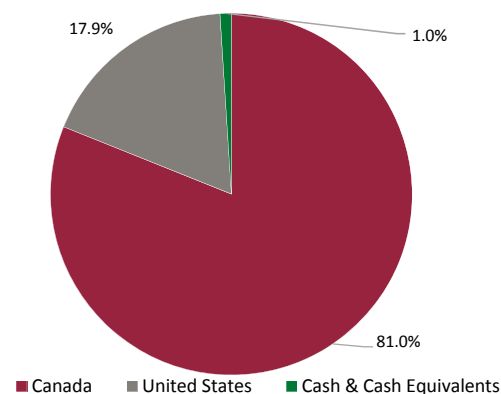
as at November 30, 2017

Net Assets	CAD \$675,357,098
Voting Shares in Issue	20,861,141
Free Float	9,906,872
Share Price	\$23.80
Net Asset Value	\$32.37
Discount	26.5%
Average 12 Month Discount	29.0%
Dividend per Annum	\$0.84
Current Yield - 12 month trailing	3.5%
Gearing/Leverage	18.1%
Unrealized Gains	CAD \$407,669,228
CAD/GBP Exchange Rate	0.5748

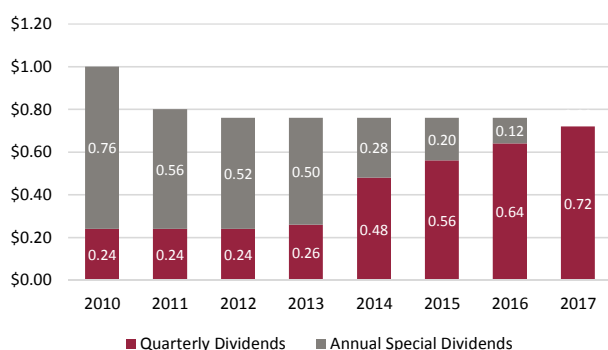
SECTOR ALLOCATION

Sector	Fund	Benchmark	Over/Under Weight
Materials	20.0%	11.2%	8.8%
Consumer Discretionary	17.5%	5.5%	12.0%
Information Technology	14.7%	3.3%	11.4%
Financials	13.4%	34.9%	-21.5%
Industrials	13.3%	9.4%	3.9%
Energy	12.9%	19.6%	-6.7%
Telecommunication Services	3.3%	4.9%	-1.6%
Real Estate	1.2%	2.9%	-1.7%
Cash & Cash Equiv.	1.0%	0.0%	1.0%
Utilities	0.9%	3.8%	-2.9%
Health Care	0.9%	0.7%	0.2%
Consumer Staples	0.9%	3.7%	-2.8%
	100.0%	100.0%	

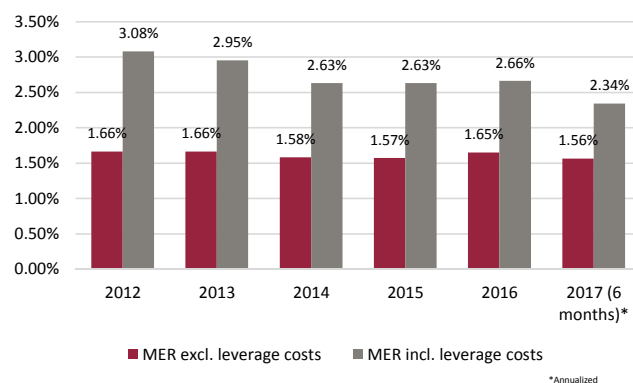
ASSET MIX



DIVIDEND HISTORY



MANAGEMENT EXPENSE RATIO



SHAREHOLDER TAXATION

- Qualified investment in RRSP, RRIF, DPSP, RESP, TFSA and RDSP, and eligible for ISAs in the U.K.
- The Company is able to pay regular taxable dividends and capital gains dividends
- All taxable dividends paid to common and preference shareholders are designated as eligible dividends

DIVIDEND REINVESTMENT & SHAREHOLDER PURCHASE PLANS

- As well as with reinvested dividends, shareholders may purchase additional shares for cash (minimum \$100 – maximum \$5,000) every quarter. Shares are purchased on the open market, with participants paying the average cost while the Company pays all administrative charges, including commissions.
- Note: U.S. shareholders only eligible for the dividend reinvestment segment of the plan.

COMMENTARY AND OUTLOOK

The Canadian equity market has been in somewhat of a "holding pattern" so far this year but has been able to advance slightly on last year's substantial gains. This contrasts with other members in its major world equity indices peer group most of which have continued to make sizable positive advances so far in 2017 and possibly has caused global investors who trade in the short term to lose some interest in the Canadian markets. For both domestic and global investors with medium to longer-term time horizons, this may provide a compelling and timely opportunity for an investment in Canadian General Investments, Limited (CGI) as an attractive proxy for the Canadian market.

It is apparent that investors in the Canadian markets have taken a collective pause so far in 2017 while awaiting further developments on a number of issues before deciding on their next course of action. Many of the issues causing this behaviour likely relate to President Trump's election and a number of his administration's policy initiatives. As Canada and the U.S. are each other's largest export markets with longstanding processes and integration, policy changes could be quite meaningful and influential on economic prospects for both sides of the border. Resolution of many of these issues are taking time to finalize and the uncertainty weighs on the markets. CGI's investment strategy has been to remain patient while awaiting their clarification and trading activity has been kept to a minimum.

Despite the slow start to the year in the overall market, CGI performed well and posted a 18.5% NAV return, well ahead of the S&P/TSX benchmark total return of 7.8% at November 30, 2017.

Individuality has come to the fore this year and performance results, to a great degree, have hinged on having made good choices in selective stocks. There has been a wide diversity of stock returns and this has provided an opportunity for CGI to benefit from the Manager's bottom-up selection process and the portfolio's diversification mandate.

It appears that there has been an overly negative bias built into the outlook for the Canadian equity market in comparison to other globally developed markets and, if overriding concerns are resolved in a reasonable fashion, their alleviation has the potential to greatly improve return potential going forward. Fortunately, even if the market remains hesitant, the year-to-date period has shown that CGI has the ability to perform well under these current conditions and will continue to succeed in its mandate to provide long-term superior returns to its shareholders.

Nothing in this document should be construed as a recommendation or solicitation to buy or sell any financial product or investment. Canadian General Investments, Limited has not considered the suitability of this investment against your individual needs and risk tolerance. You should consult with your investment advisor to determine if investing in this product is right for you. This fact sheet is based in part upon information obtained from sources believed to be reliable but not guaranteed to be accurate. Stated returns for periods greater than one year are compound average annual rates of return. Please note the value of an investment and the income from it may go up or down, and you may not receive back the amount originally invested. Past performance is no assurance or indicator of future returns.